




NATIONAL ART EDUCATION ASSOCIATION

Official Membership Form


Connect with visual arts education professionals from across the country and receive exclusive benefits that can stimulate your career, your classroom, and your creativity.



\$70+ in Subscriptions!



Connectivity!



Leadership Opportunities



National Convention Discounts!



Webinar Series! (\$588 Value)

1 Membership Type (check one)

- ☐ New
☐ Renewal
 NAEA I.D. Number _____

2 Membership Category

- ☐ Active Professional ☐ First Year Professional ☐ Associate
☐ Preservice* ☐ Retired ☐ Institutional (includes *Studies in Art Education*)

See membership category descriptions on the back of this form.

*College/University _____

*Expected Graduation Date ____/____/____
 mm dd yyyy

*Verification of student status is required for Preservice membership.
 Please submit a copy of a valid student ID with this form.

3 Membership Division (check only ONE in which you spend more than 50% of your time)

- ☐ Elementary ☐ Middle Level ☐ Secondary ☐ Museum
☐ Higher Education ☐ Supervision/Administration ☐ Preservice
☐ Other _____

4 School Type (check one)

- ☐ Public ☐ Private ☐ Charter ☐ Other _____

5 Contact Information

Name _____

School/Organization _____

The following is my ☐ Work Address ☐ Home Address

Address _____

City _____ State _____ Zip+4 _____

County _____

The following is my ☐ Home Telephone ☐ School Telephone ☐ Mobile Telephone

**Telephone _____

*** Email _____

** By providing your cell phone number, you are "opting in" to receive periodic text messages from NAEA.

***By providing your e-mail address, you agree to receive information sent electronically regarding member benefits.

6 Payment Information

- ☐ Check Enclosed
 Checks, made payable to NAEA, may only be submitted with this form via physical mail.
 Want to pay by credit card? Visit us online at arteducators.org.

7 Membership Dues

See membership dues rates on the back of this form. \$ _____

8 Subscription and Support

- ☐ Subscription to *Studies in Art Education* for the member price of \$20
 \$ _____
☐ Donation to the National Art Education Foundation \$ _____
☐ Donation to the NAEA Advocacy Fund \$ _____

9 Total Payment Amount

Including membership fee and any added contributions or subscription.

\$

10 Complete and submit this form to:

Member Services Team, NAEA
 PO Box 98361, Washington, DC 20090

Contact NAEA

E-mail: Members@arteducators.org

Join online at: www.arteducators.org

Fax: 703-860-2960

Call us toll-free at: 800-299-8321

Were you referred by an NAEA Member? Please let us know!

Member Name _____ NAEA ID Number _____

MEMBERSHIP CATEGORIES

Active Professional: For individuals professionally engaged in the field of visual arts and/or who facilitate programs of, or related to, art education. Active Professional membership provides all of the privileges of membership including the right to vote and hold national office.

Associate: For individuals interested in, supporting, or involved with pursuits closely related to the field of art education. Associate membership provides of the privileges of Active Professional membership except the right to vote and hold national office.

Retired: For individuals who are retired and no longer professionally employed in the field of art education. Retired membership provides all of the privileges of Active Professional membership.

First Year Professional: For educators entering their first year in the field of art education. Membership is granted for one year only, on a one-time basis. First Year Professional membership provides all of the privileges of Active Professional membership.

Preservice: For undergraduate students and full-time graduate students. Preservice membership provides all the privileges of Active Professional membership including the right to vote and hold national office.

Institutional: For one member/representative at colleges/universities/libraries/institutions directly or indirectly involved in art education. Institutional membership provides all the privileges of Active Professional membership except the right to vote or hold national office.

DEMOGRAPHIC INFORMATION

Birth Date (mm/dd/yy): ____/____/____

☐ Prefer not to answer

Gender: ☐ Woman ☐ Man ☐ Prefer not to answer

☐ NonBinary/Transgender

Race/ethnicity that best describes you:

☐ Black or African American

☐ American Indian or Alaskan Native

☐ Asian

☐ White

☐ Hispanic or Latinx

☐ Hawaiian or Pacific Islander

☐ Multiple races/ethnicities (please describe below)


☐ Prefer not to answer

While answers to these demographic questions are voluntary, the collection of demographic data will assist the National Art Education Association with enhancing its programs, practices, and services to meet the needs of all members, and will also inform NAEA's priority work in the area of equity, diversity, and inclusion. To insure diversity among presenters at our programs and among authors contributing to our publications, demographic information may be used to guide the balanced selection of presenters and articles for publication. Demographic information will otherwise only be used in the aggregate and individual identities will not be shared. If you prefer not to answer any of the questions, simply select "Prefer not to answer."

The premier research journal for your profession!

Receive a year of *Studies in Art Education* for the discounted rate of \$20!

Renew your NAEA membership today and save \$45 on your subscription.



Attracting authors from all over the world, this award-winning quarterly research journal highlights cutting-edge ideas aimed at changing how we think about art, learning, and educational practice. *Studies in Art Education* features academic research on topics including aesthetics; art production, criticism, and history; assessment; curriculum and instruction; human development; visual culture; and socio-cultural dimensions of art education practice.

Subscribe today at the discounted member rate by indicating so on your renewal card, online at www.arteducators.org/studies, or by calling 800-299-8321.

Non-member subscription rate: \$93

ANNUAL MEMBERSHIP RATES

Annual NAEA membership rates automatically include membership to the following state associations:

State	Active Professional	Associate	Retired	1st Year Professional	Preservice	Institutional
AK	\$85	\$83	\$50	\$68	\$45	\$220
AL	\$95	\$95	\$70	\$78	\$55	\$255
APO	\$85	\$85	\$65	\$60	\$40	\$205
AR	\$85	\$85	\$55	\$70	\$45	\$220
AZ	\$95	\$95	\$75	\$70	\$45	\$215
CA	\$120	\$120	\$80	\$100	\$60	\$250
CT	\$110	\$110	\$70	\$80	\$55	\$325
DC	\$95	\$95	\$70	\$65	\$45	\$235
DE	\$95	\$70	\$75	\$60	\$45	\$190
GA	\$95	\$90	\$60	\$80	\$55	\$230
HI	\$85	\$90	\$60	\$75	\$45	\$270
IA	\$95	\$70	\$55	\$60	\$40	\$220
IN	\$85	\$85	\$55	\$70	\$45	\$220
KS	\$95	\$88	\$50	\$78	\$55	\$230
KY	\$95	\$95	\$60	\$80	\$45	\$255
LA	\$100	\$100	\$80	\$90	\$70	\$220
MA	\$100	\$80	\$60	\$70	\$50	\$245
MD	\$95	\$95	\$65	\$80	\$45	\$245
MI	\$100	\$100	\$70	\$85	\$50	\$225
MN	\$100	\$70	\$65	\$60	\$40	\$290
MO	\$90	\$85	\$50	\$75	\$45	\$220
MS	\$100	\$90	\$70	\$80	\$50	\$240
MT	\$85	\$70	\$65	\$75	\$45	\$190
NC	\$95	\$95	\$55	\$80	\$45	\$220
ND	\$95	\$95	\$65	\$70	\$45	\$220
NE	\$85	\$78	\$50	\$68	\$45	\$220
NM	\$90	\$90	\$70	\$80	\$60	\$210
NV	\$110	\$110	\$70	\$80	\$60	\$225
OK	\$90	\$90	\$60	\$75	\$45	\$220
OR	\$95	\$95	\$55	\$70	\$45	\$220
PA	\$94	\$94	\$58	\$74	\$47	\$255
RI	\$100	\$100	\$60	\$80	\$50	\$220
SC	\$90	\$90	\$55	\$75	\$50	\$220
SD	\$90	\$90	\$60	\$80	\$50	\$220
TN	\$85	\$75	\$50	\$75	\$45	\$220
UT	\$90	\$90	\$70	\$80	\$60	\$210
VA	\$95	\$95	\$65	\$70	\$45	\$270
VT	\$90	\$80	\$60	\$70	\$50	\$220
WA	\$95	\$95	\$70	\$80	\$50	\$240
WI	\$90	\$75	\$60	\$75	\$45	\$245
WV	\$90	\$90	\$55	\$70	\$40	\$215
WY	\$80	\$80	\$55	\$60	\$40	\$200

The rates for the following states include NAEA membership only: CO, FL, ID, IL, ME, NH, NJ, NY, OH, TX, and U.S. Territories.

Active	Associate	Retired	1st Year Professional	Preservice	Institutional
\$70	\$70	\$50	\$60	\$40	\$190

Canada/International (includes an additional \$20 for postage)

Active	Associate	Retired	1st Year Professional	Preservice	Institutional
\$90	\$90	\$70	\$80	\$60	\$210